

TECHNICAL RIDER

SAVE YOUR
LAST BREATH

TECHNICAL

David Eckert
+41 79 124 05 99
contact@saveyourlastbreath.com

MANAGEMENT | BOOKING

Dominik Osterwalder
+41 77 421 54 27
booking@saveyourlastbreath.com

1

BAND LINEUP, MATERIAL

1) Lead Vocals – Rico Bamert

- Lead Microphone : Shure GLXD24R+/Beta87A
(Dual Band: 2.4 GHz und 5.8 GHz)
- Vocal Processing: Boss VE-500
- In-Ear system : Shure PSM 300 P3T (K3E 606 – 630 MHz)

2) Guitar 1 – Dominik Osterwalder

- Amp: Peavey 6505+
- Cabinet: HESU 2 x 12, 8 Ohm
- In-Ear Monitoring: Shure PSM 300 K3E (606 - 630 MHz)
- Guitar Wireless: Line 6 Relay G30 (2.4 GHz)

3) Guitar 2 – Moritz Hauser

- Amp: Peavey 6505+
- Cabinet: HESU 2 x 12, 8 Ohm
- In-Ear Monitoring: Shure PSM 300 K3E (606 - 630 MHz)
- Guitar Wireless: Line 6 Relay G30 (2.4 GHz)

4) Drums – David Eckert

- 1x Kick (we always have to bring our own)
- 1x Snare
- 1x Rack Tom
- 2x Floor Tom
- Cymbals
- Own Hardware
- In-Ear Monitoring: Wired

5) Bass Guitar

- Bass Track, see In-Ear rack
- Bass 1 is the default Bass signal
- Bass 2 is the clean Signal (only used if specified by Save Your Last Breath)

Please provide technical specifications, if the backline is provided by the venue or other musicians.

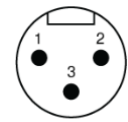
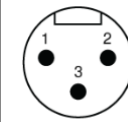
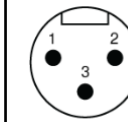
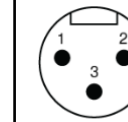
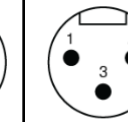
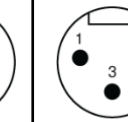
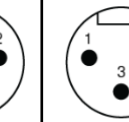

2

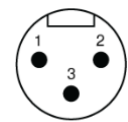
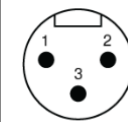
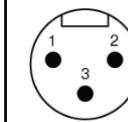
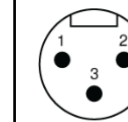
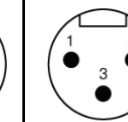
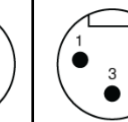
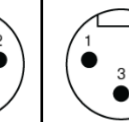

IN-EAR RACK (IEM-Rack)

1) Inputs IEM Rack (Behringer S16 Stagebox)

- CH 1: Talkback TKBA
- CH 2: Kick KICK
- CH 3: Snare SNR
- CH 4: Tom 1 TOM1
- CH 5: Tom 2 TOM2
- CH 6: Tom 3 TOM3
- CH 7: OH L (48V) OHL
- CH 8: OH R (48V) OHR
- CH 9: Guitar 1 GIT1
- CH 10: Guitar 2 GIT2
- CH 11: (Vocals) VOC
- CH 12: (Kick Trigger) TRIG
- CH 13: (EAD10 L) EADL
- CH 14: (EAD10 R) EADR
- CH 15: (Aux L) AUXL
- CH 16: (Aux R) AUXR

Behringer S16 Stagebox

							
IN 1	IN 2	IN 3	IN 4	IN 5	IN 6	IN 7	IN 8
TKBA	KICK	SNR	TOM1	TOM2	TOM3	OHL	OHR
Talkback	Kick	Snare	Tom 1	Tom 2	Tom 3	OH L 48V	OH R 48V

							
IN 9	IN 10	IN 11	IN 12	IN 13	IN 14	IN 15	IN 16
GIT1	GIT2	VOC	TRIG	EADL	EADR	AUXL	AUXR
Guitar 1	Guitar 2	(Vocals)	(Kick Trigger)	(EAD10 L)	(EAD10 R)	(Aux L)	(Aux R)

2) Outputs IEM Rack (Midas DN4816-O)

- CH 1: Tracks L TRKL
- CH 2: Tracks R TRKR
- CH 3: Subdrops/Bassdrops SUB
- CH 4: Bass 1 BAS1
- CH 5: Bass 2 BAS2
- CH 6: Guitar 1 GIT1
- CH 7: Guitar 2 GIT2
- CH 8: Vocals VOC
- CH 9: Kick Trigger TRIG
- CH 10: Kick KICK
- CH 11: Snare SNR
- CH 12: Tom 1 TOM1
- CH 13: Tom 2 TOM2
- CH 14: Tom 3 TOM3
- CH 15: OH L OHL
- CH 16: OH R OHR

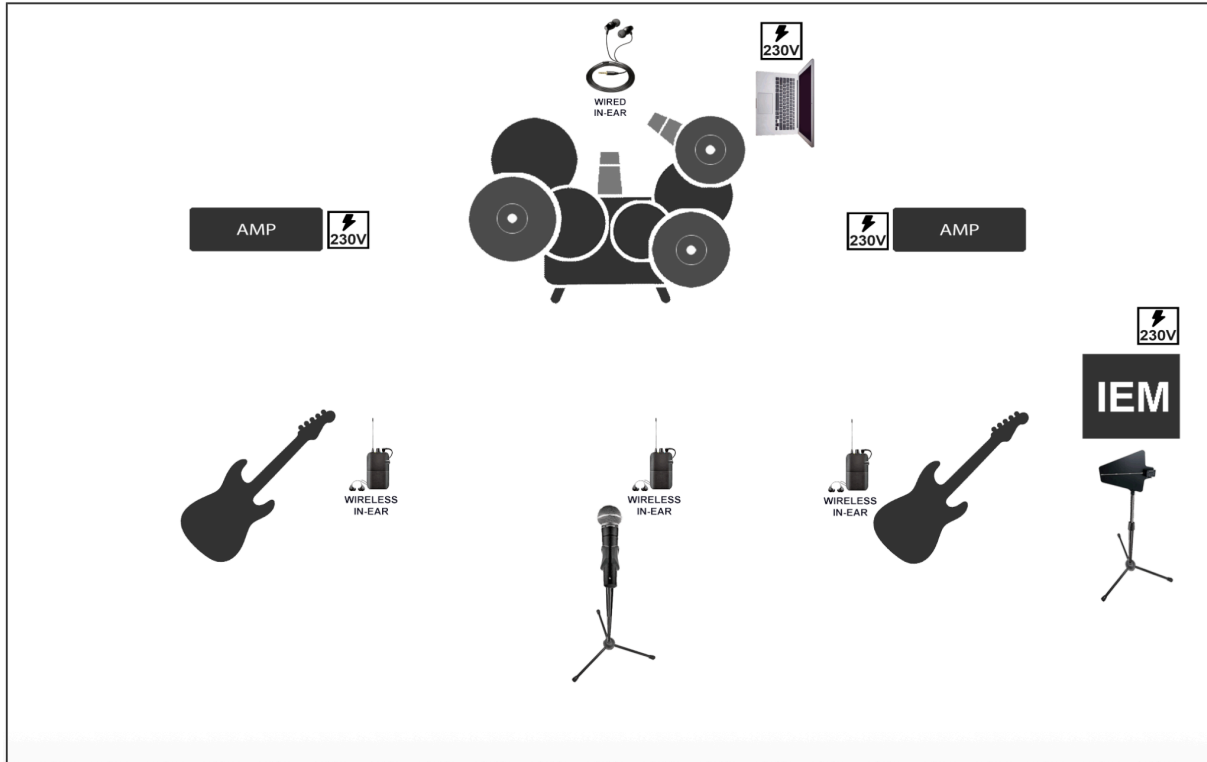
Midas DN4816-O

Out 1	Out 2	Out 3	Out 4	Out 5	Out 6	Out 7	Out 8
TRKL	TRKR	SUB	BAS1	BAS2	GIT1	GIT2	VOC
Tracks L	Tracks R	Subs	Bass 1	Bass 2	Guitar 1	Guitar 2	Vocals

Out 9	Out 10	Out 11	Out 12	Out 13	Out 14	Out 15	Out 16
TRIG	KICK	SNR	TOM1	TOM2	TOM3	OHL	OHR
Kick Trigger	Kick	Snare	Tom 1	Tom 2	Tom 3	OH L	OH R

3

STAGE PLOT



THANK YOU, DANKE, MERCI, GRAZIE!